



# WATER & SEWER RATES



A blue water drop icon with a white outline, set against a black background.

Cliff Drive  
Water  
Treatment  
Plant

A blue water drop icon with a white outline, set against a black background.

Meadows  
Water  
Treatment  
Plant

A blue water drop icon with a white outline, set against a black background.

7  
Ground Water  
Wells  
  
8 Water  
Towers

A blue water drop icon with a white outline, set against a black background.

106 Miles of  
Water Lines

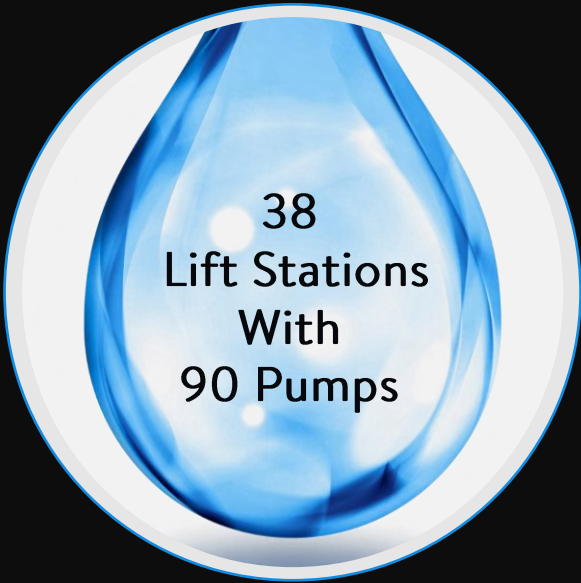
# WATER & SEWER

A blue water drop icon with a white outline, set against a black background.

Compton Drive  
Wastewater  
Treatment  
Plant

A blue water drop icon with a white outline, set against a black background.

Cooper Creek  
Wastewater  
Treatment  
Plant

A blue water drop icon with a white outline, set against a black background.

38  
Lift Stations  
With  
90 Pumps

A blue water drop icon with a white outline, set against a black background.

210 Miles of  
Sewer Lines

# WHAT ARE RATES USED FOR?

## 145 ACCOUNT

Water &  
Sewer Large Capital Fund

## 146 Account

Water & Sewer Small Capital Fund

## 620 Account

Water & Sewer Operational Fund

## 601 Account

Water & Sewer Internal Service Fund

## 145 ACCOUNT

Water & Sewer Large Capital Fund:  
This account is funded from Tourism Tax. This account is used to purchase large capital items such as sewer line rehabilitation, neighborhood water line rehabilitation, Lift Station upgrades, and Plant upgrades.

### Projects:

- Dewey Bald Water Improvements
- Sewer Collection Rehab
- Neighborhood Waterline Rehab
- Spring Creek Water Main Engineering
- Cooper Creek UV Replacement
- Lift Station #46 Upgrade
- Lift Station #34 Upgrade
- Meadows Chlorine Leak Scrubber
- Operations and Maintenance Facility Design

# WHAT ARE RATES USED FOR?

## 145 ACCOUNT

Water &  
Sewer Large Capital Fund

## 146 Account

Water & Sewer Small Capital Fund

## 620 Account

Water & Sewer Operational Fund

## 601 Account

Water & Sewer Internal Service Fund

## 146 ACCOUNT

Water & Sewer Small Capital Fund:  
This account is funded from water/sewer rates and system connection charges. This is our operational capital account and is used to purchase all small capital items such as pumps, force main upgrades, engineering, and chlorine scrubber systems.

### Projects:

- Rebuild Cliff and Meadows Intake Pumps
- Meadows Raw Water Basin Sealing
- Water Tower Renovations
- Wastewater Pumps
- Wastewater Aerators

# WHAT ARE RATES USED FOR?

## 145 ACCOUNT

Water &  
Sewer Large Capital Fund

## 146 Account

Water & Sewer Small Capital Fund

## 620 Account

Water & Sewer Operational Fund

## 601 Account

Water & Sewer Internal Service Fund

## 601 ACCOUNT

### Internal Service Fund

This account is used to provide support to internal operations. Common examples include leased vehicles, emergency purchases of equipment, and to allocate funds to capital replacement.

### Projects:

- Emergency Purchase Waste Feed Pumps
- Lift Station Pumps Repair or Replacement
- Emergency Purchase of Tuthill Blower

# WHAT ARE RATES USED FOR?

## 145 ACCOUNT

Water &  
Sewer Large Capital Fund

## 146 Account

Water & Sewer Small Capital Fund

## 620 Account

Water & Sewer Operational Fund

## 601 Account

Water & Sewer Internal Service Fund

## 620 ACCOUNT


### Water & Sewer Operational Fund

This account is funded from water and sewer rates. This is our operational account that is used for daily operations such as payroll, contractual services, and commodities.

#### Items:


- Payroll
- Maintenance of Equipment, Vehicles, Grounds
- Electric, Water, Sewer, Communications
- Computers
- Safety Equipment
- Fuel
- Repair Parts
- Maintenance Supplies

# PROJECTED WATER REVENUES & EXPENSES



		2018	2019	2020	2021	2022	2023	2024	2025	2026
Budgeted Revenue		\$3,631,615	\$3,983,952	\$3,971,021	\$2,948,692					
Projected Water Rate Revenue	Actual Revenue	\$4,032,603	\$4,054,848	\$3,164,610	\$4,306,101	\$3,806,101	\$3,761,254	\$3,855,285	\$3,951,667	\$4,050,459
Assumes Annual Growth @:		0.5%								
Projected Water O&M Expenses						\$3,267,482	\$3,332,832	\$3,399,488	\$3,467,478	\$3,536,828
Assumes Annual Cost Increase @:		2.0%	Actual Expenses	\$3,283,461	\$3,101,610					
Balance after water O&M						538,619	428,422	455,797	484,189	513,631
Water Capital Improvements						696,870	546,451	554,860	686,042	771,707
Balance after water capital expense						(158,251)	(118,029)	(99,063)	(201,853)	(258,076)
Required rate increase to maintain reserves:			2%	2%	2%	2%	2%	2%	2%	2%
Additional Annual Revenue Produced by Rate Adjustment						76,112	75,225	77,106	79,033	81,009
Balance (Deficiency) After Rate Adjustment						(82,129)	(42,804)	(21,958)	(122,820)	(177,067)
Additional Adjustment Needed						2.1%	1.1%	.06%	3.0%	4.3%
Transfer to Establish Internal Service Fund						0	0			
Balance of Water Reserves – Actual Cash					\$1,683,125	2,802,526	2,759,722	2,737,764	2,614,944	2,437,878
Reserve Percentage						71%	71%	69%	63%	57%
20% Low Reserve Limit						792,870	775,857	790,870	830,704	861,707
5/8”				10.10	10.30	10.51	10.72	10.93	11.15	11.37
3/4”				10.10	10.30	10.51	10.72	10.93	11.15	11.37
1.0”				16.87	17.21	17.55	17.90	18.26	18.63	19.00
1.5”				33.65	34.32	35.01	35.71	36.42	37.15	37.90
2.0”				53.87	54.95	56.05	57.17	58.31	59.48	60.67
3.0”				101.04	103.06	105.12	107.22	109.37	111.56	113.79
4.0”				168.45	171.82	175.26	178.76	182.34	185.98	189.70
6.0”				336.80	343.54	350.41	357.41	364.56	371.85	379.29
Residential Water Rate/1000 gallons				2.59	2.64	2.69	2.75	2.80	2.86	2.92
Commercial Water Rate/1000 gallons				3.85	3.93	4.01	4.09	4.17	4.25	4.34

# PROJECTED SEWER REVENUES & EXPENSES



		2018	2019	2020	2021	2022	2023	2024	2025	2026
	Budgeted Revenue	\$4,760,598	\$4,678,772	\$4,972,170						
Projected Sewer Rate Revenue	Actual Revenue	\$4,984,960	\$4,587,384	\$3,925,460	\$4,222,850	\$4,063,000	\$4,367,725	\$4,695,304	\$5,047,452	\$5,426,011
Assumes Annual Growth @:	0.5%									
Projected Water O&M Expenses						\$4,572,421	\$4,663,869	\$4,757,147	\$4,852,290	\$4,949,336
Assumes Annual Cost Increase @:	2.0%	Actual Expenses	\$4,443,430	\$4,362,492						
Balance after sewer O&M						(509,421)	(296,144)	(61,842)	195,162	476,676
Sewer Capital Improvements						1,001,000	948,000	1,044,000	584,000	500,000
Balance of Sewer Capital Reserves (146) – Available Cash					\$900,000	\$368,000	\$368,000			
Balance after sewer capital expense						(1,142,421)	(878,144)	(1,105,842)	(388,838)	(23,324)
Required rate increase to maintain reserves:	7%	6%	5%	7%	7%	7%	7%	7%	7%	5%
Additional Annual Revenue Produced by Rate Adjustment						284,410	305,741	328,671	353,322	271,301
Balance (Deficiency) After Rate Adjustment						(858,011)	(572,404)	(777,171)	(35,516)	247,976
Additional Adjustment Needed						28.2%	20.1%	15.5%	0.7%	-4.4%
Transfer to Establish Internal Service Fund						0				
Balance of Sewer Reserves – Actual Cash					\$3,417,253	2,585,467	2,013,063	1,235,892	1,200,376	1,448,352
Reserve Percentage						46.4%	35.9%	21.3%	22.1%	26.6%
20% Low Reserve Limit						1,114,684	1,122,374	1,160,229	1,087,258	1,089,867
	5/8”			7.50	8.03	8.59	9.19	9.83	10.52	11.05
	3/4”			7.50	8.03	8.59	9.19	9.83	10.52	11.05
	1.0”			12.54	13.42	14.36	15.36	16.44	17.59	18.47
	1.5”			24.98	26.73	28.60	30.60	32.74	35.04	36.79
	2.0”			39.96	42.76	45.75	48.95	52.38	56.05	58.85
	3.0”			74.99	80.24	85.86	91.87	98.30	105.18	110.44
	4.0”			125.01	133.76	143.12	153.14	163.86	175.33	184.10
	6.0”			249.94	267.44	286.16	306.19	327.62	350.55	368.08
Residential Sewer Rate/1000 gallons				2.38	2.55	2.72	2.92	3.12	3.34	3.50
Commercial Sewer Rate/1000 gallons				4.59	4.91	5.26	5.62	6.02	6.44	6.76

## 2021 Residential Water - 5000 Gallon Usage

City	2021	2020	Difference
Festus	\$ 64.35	\$ 62.55	\$ 1.80
Belton	\$ 55.78	\$ 55.78	\$ 0.00
Excelsior Springs	\$ 55.07	\$ 55.07	\$ -
Taney County PWD #3	\$ 52.14	\$ 50.86	\$ 1.28
Hannibal	\$ 51.75	\$ 51.75	\$ -
Harrisonville	\$ 49.96	\$ 48.73	\$ 1.23
Kansas City	\$ 47.77	\$ 48.51	\$ (0.74)
Moberly	\$ 46.07	\$ 44.31	\$ 1.76
Arnold, MO	\$ 45.73	\$ 45.73	\$ -
Raytown	\$ 43.35	\$ 23.25	\$ 20.10
Grain Valley	\$ 42.05	\$ 42.05	\$ -
Mexico*	\$ 40.50	\$ 40.20	\$ 0.30
Joplin	\$ 40.23	\$ 32.90	\$ 7.33
St. Joseph	\$ 40.23	\$ 32.90	\$ 7.33
Warrensburg	\$ 40.23	\$ 32.90	\$ 7.33
Blue Springs	\$ 39.30	\$ 38.05	\$ 1.25
Maryville	\$ 38.69	\$ 38.68	\$ 0.01
Columbia	\$ 38.68	\$ 29.10	\$ 9.58
Springfield	\$ 38.46	\$ 38.46	\$ 0.00
Ballwin, MO **	\$ 37.15	\$ 32.90	\$ 4.25
Chesterfield	\$ 37.15	\$ 32.90	\$ 4.25
Clayton	\$ 37.15	\$ 32.90	\$ 4.25
Manchester	\$ 37.15	\$ 32.90	\$ 4.25
Town and Country	\$ 37.15	\$ 32.90	\$ 4.25
University City	\$ 37.15	\$ 32.90	\$ 4.25
Webster Groves	\$ 37.15	\$ 32.90	\$ 4.25
Wildwood	\$ 37.15	\$ 32.90	\$ 4.25
Marshall	\$ 36.75	\$ 36.75	\$ -
Kirkville	\$ 36.16	\$ 36.16	\$ -
St. Louis	\$ 35.66	\$ 35.66	\$ -
Broken Arrow, OK	\$ 35.11	\$ 35.11	\$ -
Liberty	\$ 34.31	\$ 34.31	\$ -
Lee's Summit	\$ 34.23	\$ 34.48	\$ (0.25)
Gladstone	\$ 33.77	\$ 33.02	\$ 0.75
Jackson	\$ 33.56	\$ 32.82	\$ 0.74
Jefferson City	\$ 32.91	\$ 32.90	\$ 0.01
Neosho	\$ 32.08	\$ 32.08	\$ -
Raymore	\$ 31.90	\$ 31.90	\$ -

Kirkwood	\$ 31.45	\$ 29.96	\$ 1.49
O'Fallon	\$ 31.35	\$ 28.43	\$ 2.92
Independence	\$ 30.86	\$ 30.86	\$ 0.00
Forsyth	\$ 29.70	\$ 29.70	\$ -
Webb City	\$ 29.70	\$ 29.70	\$ -
Carthage	\$ 29.25	\$ 27.26	\$ 1.99
Bolivar	\$ 29.23	\$ 29.23	\$ -
Rolla	\$ 27.75	\$ 25.50	\$ 2.25
Cape Girardeau	\$ 27.53	\$ 26.86	\$ 0.67
Eureka	\$ 27.50	\$ 27.50	\$ -
Wentzville	\$ 27.08	\$ 26.28	\$ 0.80
Sedalia	\$ 27.02	\$ 31.73	\$ (4.71)
Poplar Bluff	\$ 26.83	\$ 26.83	\$ -
Ozark	\$ 25.70	\$ 25.70	\$ -
Sikeston	\$ 25.45	\$ 22.50	\$ 2.95
St. Peters	\$ 25.21	\$ 23.78	\$ 1.43
Wisconsin Dells, WI	\$ 23.95	\$ 23.95	\$ -
Troy	\$ 23.50	\$ 26.50	\$ (3.00)
St. Charles	\$ 23.05	\$ 32.89	\$ (9.84)
Fulton	\$ 22.71	\$ 22.70	\$ 0.01
Republic	\$ 20.02	\$ 20.02	\$ -
Nixa	\$ 19.70	\$ 18.70	\$ 1.00
Farmington	\$ 18.87	\$ 24.37	\$ (5.50)
Hollister	\$ 18.80	\$ 18.80	\$ -
Branson (2% Water )	\$ 18.58	\$ 18.22	\$ 0.36
Washington	\$ 18.25	\$ 13.82	\$ 4.43
Branson (Current)	\$ 18.22	\$ 18.22	\$ -
Kennett	\$ 18.15	\$ 18.15	\$ -
West Plains	\$ 17.45	\$ 17.45	\$ -
Union	\$ 15.85	\$ 15.85	\$ -
Lebanon	\$ 15.19	\$ 15.19	\$ -
Myrtle Beach, SC	\$ 12.96	\$ 12.47	\$ 0.49

# Residential Water – 5,000 Gallon Use

Cities on Missouri American Water

\*\* Bellfontaine Neighbors, Bridgeton, Concord, Crestwood, Creve Coeur, Dardenne Prairie Ferguson, Florissant, Hazelwood, Jennings, Maryland Heights, Oakville, Overland, St. Ann

\*84 Cities are included on the Rate Study  
Branson #78 currently  
Branson #76 with 2% increase

# Residential Sewer – 5,000 Gallon Use

\*83 Cities are included on the Rate Study  
Branson #82 currently  
Branson #81 with 7% increase

## 2021 Residential Sewer - 5000 Gal Usage

City	2021	2020	Difference
Kansas City	\$ 88.46	\$ 83.43	\$ 5.03
Excelsior Springs	\$ 82.07	\$ 82.07	\$ -
Liberty	\$ 79.00	\$ 79.00	\$ -
St. Joseph	\$ 74.90	\$ 74.89	\$ 0.01
Belton	\$ 69.95	\$ 69.95	\$ (0.00)
Gladstone	\$ 69.51	\$ 64.00	\$ 5.51
Moberly	\$ 64.70	\$ 62.00	\$ 2.70
Ballwin ** MAWC	\$ 61.85	\$ 58.88	\$ 2.97
Chesterfield	\$ 61.85	\$ 58.88	\$ 2.97
Clayton	\$ 61.85	\$ 58.88	\$ 2.97
Kirkwood	\$ 61.85	\$ 58.88	\$ 2.97
Manchester	\$ 61.85	\$ 58.88	\$ 2.97
St. Louis	\$ 61.85	\$ 58.88	\$ 2.97
Town and Country	\$ 61.85	\$ 58.88	\$ 2.97
University City	\$ 61.85	\$ 58.88	\$ 2.97
Webster Groves	\$ 61.85	\$ 58.88	\$ 2.97
Wildwood	\$ 61.85	\$ 58.88	\$ 2.97
Raytown	\$ 59.24	\$ 55.36	\$ 3.88
Harrisonville	\$ 55.65	\$ 52.99	\$ 2.66
Webb City	\$ 50.50	\$ 50.50	\$ -
Kirksville	\$ 49.84	\$ 49.83	\$ 0.01
Republic	\$ 49.08	\$ 49.08	\$ (0.00)
Independence	\$ 48.29	\$ 48.29	\$ 0.00
Warrensburg	\$ 46.66	\$ 43.53	\$ 3.13
Joplin	\$ 46.20	\$ 43.99	\$ 2.21
Bolivar	\$ 45.99	\$ 45.99	\$ -
Wisconsin Dells, WI	\$ 45.80	\$ 45.80	\$ -
Lee's Summit	\$ 45.18	\$ 45.61	\$ (0.43)
Troy	\$ 44.85	\$ 44.85	\$ -
Sedalia	\$ 43.89	\$ 41.49	\$ 2.40
St. Charles	\$ 43.35	\$ 35.77	\$ 7.58
Hannibal	\$ 43.00	\$ 43.00	\$ -
Grain Valley	\$ 42.81	\$ 42.81	\$ -
Ozark	\$ 42.00	\$ 31.22	\$ 10.78

Cities on MSD for sewer

\*\* Bellfontaine Neighbors, Bridgeton, Concord,  
Crestwood, Creve Coeur, Dardenne Prairie  
Ferguson, Florissant, Hazelwood, Jennings,  
Maryland Heights, Oakville, Overland, St. Ann

Mexico	\$ 41.99	\$ 41.99	\$ -
Fulton	\$ 41.81	\$ 41.79	\$ 0.02
Raymore	\$ 41.75	\$ 41.75	\$ -
Marshall	\$ 40.25	\$ 40.25	\$ -
Springfield	\$ 39.40	\$ 37.59	\$ 1.81
Taney County Reg	\$ 37.50	\$ 37.50	\$ -
Arnold	\$ 37.23	\$ 32.64	\$ 4.59
Maryville	\$ 37.08	\$ 37.25	\$ (0.17)
Neosho	\$ 35.99	\$ 35.99	\$ -
Lebanon	\$ 35.86	\$ 35.86	\$ -
Blue Springs	\$ 35.30	\$ 38.05	\$ (2.75)
Rolla	\$ 35.25	\$ 35.25	\$ -
Forsyth	\$ 35.00	\$ 35.00	\$ -
Wentzville	\$ 34.33	\$ 33.67	\$ 0.66
Jefferson City	\$ 34.18	\$ 34.17	\$ 0.01
Cape Girardeau	\$ 33.53	\$ 33.53	\$ 0.00
Carthage	\$ 32.35	\$ 29.72	\$ 2.63
Nixa	\$ 32.05	\$ 31.35	\$ 0.70
Jackson	\$ 30.96	\$ 30.25	\$ 0.71
O'Fallon	\$ 29.84	\$ 25.99	\$ 3.85
Columbia	\$ 29.40	\$ 29.40	\$ 0.00
Broken Arrow, OK	\$ 28.25	\$ 28.25	\$ -
Hollister	\$ 28.07	\$ 28.07	\$ -
Washington	\$ 27.60	\$ 27.60	\$ -
Eureka	\$ 27.50	\$ 27.50	\$ -
Farmington	\$ 26.27	\$ 26.27	\$ 0.00
Festus	\$ 25.80	\$ 25.29	\$ 0.51
Kennett	\$ 24.95	\$ 24.95	\$ -
West Plains	\$ 24.61	\$ 24.61	\$ -
Myrtle Beach, SC	\$ 24.24	\$ 23.09	\$ 1.15
Poplar Bluff	\$ 23.75	\$ 17.26	\$ 6.49
St. Peters	\$ 19.92	\$ 19.02	\$ 0.90
Sikeston	\$ 19.85	\$ 17.75	\$ 2.10
Branson (7%)	\$ 16.78	\$ 15.68	\$ 1.10
Branson (Current)	\$ 15.68	\$ 15.68	\$ -
Union	\$ 14.40	\$ 14.40	\$ -

## Combined Residential Water & Sewer

### 5000 Gallon Usage

City	2021	2020	Difference
Excelsior Springs (11,084)	\$ 137.14	\$ 137.14	\$ -
Kansas City (459,787)	\$ 136.23	\$ 131.94	\$ 4.29
Belton (23,116)	\$ 125.73	\$ 125.73	\$ -
St. Joseph (76,780)	\$ 115.13	\$ 107.79	\$ 7.34
Liberty (29,149)	\$ 113.31	\$ 113.31	\$ -
Moberly (13,974)	\$ 110.77	\$ 106.31	\$ 4.46
Harrisonville (10,019)	\$ 105.61	\$ 101.72	\$ 3.89
Gladstone (25,410)	\$ 103.28	\$ 97.02	\$ 6.26
Raytown (29,526)	\$ 102.59	\$ 78.61	\$ 23.98
Ballwin* (30,404)	\$ 98.99	\$ 91.78	\$ 7.21
Bellfontaine Neighbors	\$ 98.99	\$ 91.78	\$ 7.21
Bridgeton	\$ 98.99	\$ 91.78	\$ 7.21
Chesterfield* (47, 848)	\$ 98.99	\$ 91.78	\$ 7.21
Clayton* (15,939)	\$ 98.99	\$ 91.78	\$ 7.21
Concord	\$ 98.99	\$ 91.78	\$ 7.21
Crestwood	\$ 98.99	\$ 91.78	\$ 7.21
Creve Coeur	\$ 98.99	\$ 91.78	\$ 7.21
Dardenne Prairie	\$ 98.99	\$ 91.78	\$ 7.21
Ferguson	\$ 98.99	\$ 91.78	\$ 7.21
Florissant	\$ 98.99	\$ 91.78	\$ 7.21
Hazelwood	\$ 98.99	\$ 91.78	\$ 7.21
Jennings	\$ 98.99	\$ 91.78	\$ 7.21
Manchester* (18,094)	\$ 98.99	\$ 91.78	\$ 7.21
Maryland Heights	\$ 98.99	\$ 91.78	\$ 7.21
Oakville	\$ 98.99	\$ 91.78	\$ 7.21
Overland	\$ 98.99	\$ 91.78	\$ 7.21
St. Ann	\$ 98.99	\$ 91.78	\$ 7.21

Town and Country* (10,815)	\$98.99	\$91.78	\$ 7.21
University City* (35,371)	\$98.99	\$91.78	\$ 7.21
Webster Groves* (22,995)	\$98.99	\$91.78	\$ 7.21
Wildwood* (35,517)	\$98.99	\$91.78	\$ 7.21
St. Louis (319,294)	\$97.51	\$94.54	\$ 2.97
Hannibal (17,916)	\$94.75	\$94.75	\$ -
Kirkwood (27,540)	\$93.30	\$88.84	\$ 4.46
Festus (11,602)	\$90.15	\$87.84	\$ 2.31
Warrensburg (18,838)	\$86.89	\$76.43	\$10.46
Joplin (50,150)	\$86.43	\$76.89	\$ 9.54
Kirksville (17,505)	\$86.00	\$85.99	\$ 2.66
Grain Valley (12,854)	\$84.86	\$84.86	\$ -
Arnold (20,808)	\$82.96	\$78.37	\$ 4.59
Mexico* (11,543)	\$82.49	\$82.19	\$ 0.30
Webb City (10,996)	\$80.20	\$80.20	\$ -
Lee's Summit (91,364)	\$79.41	\$80.09	\$ (0.68)
Independence (116,830)	\$79.15	\$79.15	\$ 0.00
Springfield (159,498)	\$77.86	\$76.05	\$ 1.81
Marshall (13,065)	\$77.00	\$77.00	\$ -
Maryville (11,972)	\$75.76	\$75.93	\$ (0.17)
Bolivar (10,325)	\$75.22	\$75.22	\$ -
Blue Springs (52,575)	\$74.60	\$76.10	\$ (1.50)
Raymore (19,206)	\$73.65	\$73.65	\$ -
Sedalia (21,387)	\$70.91	\$73.22	\$ (2.31)
Wisconsin Dells, WI	\$69.75	\$69.75	\$ -
Republic (14,751)	\$69.10	\$69.10	\$ (0.00)
Troy (10,540)	\$68.35	\$71.35	\$ (3.00)
Columbia (108,500)	\$68.09	\$58.50	\$ 9.59

Neosho (11,835)	\$ 68.07	\$ 68.07	\$ -
Ozark (17,820)	\$ 67.70	\$ 56.92	\$ 10.78
Jefferson City (43,079)	\$ 67.08	\$ 67.07	\$ 0.01
St. Charles (65,794)	\$ 66.40	\$ 68.66	\$ (2.26)
Forsyth (2,255)	\$ 64.70	\$ 64.70	\$ -
Fulton (12,790)	\$ 64.52	\$ 64.49	\$ 0.03
Jackson (13,758)	\$ 64.52	\$ 63.07	\$ 1.45
Broken Arrow, OK (98,850)	\$ 63.36	\$ 63.36	\$ -
Rolla (19,559)	\$ 63.00	\$ 60.75	\$ 2.25
Carthage (14,378)	\$ 61.60	\$ 56.98	\$ 4.62
Wentzville (29,070)	\$ 61.41	\$ 59.95	\$ 1.46
O'Fallon (79,329)	\$ 61.19	\$ 54.42	\$ 6.77
Cape Girardeau (39,941)	\$ 61.07	\$ 60.39	\$ 0.68
Eureka (10,189)	\$ 55.00	\$ 55.00	\$ -
Nixa (19,022)	\$ 51.75	\$ 50.05	\$ 1.70
Lebanon (14,474)	\$ 51.05	\$ 51.05	\$ -
Poplar Bluff (17,023)	\$ 50.58	\$ 44.09	\$ 6.49
Hollister (4,426)	\$ 46.87	\$ 46.87	\$ -
Washington (13,982)	\$ 45.85	\$ 41.42	\$ 4.43
Sikeston (16,318)	\$ 45.30	\$ 40.25	\$ 5.05
Farmington (16,240)	\$ 45.14	\$ 50.64	\$ (5.50)
St. Peters (52,575)	\$ 45.13	\$ 42.80	\$ 2.33
Kennett (10,932)	\$ 43.10	\$ 43.10	\$ -
West Plains (11,986)	\$ 42.06	\$ 42.06	\$ -
Myrtle Beach, SC (27,109)	\$ 37.20	\$ 35.56	\$ 1.64
Branson (Water 2% Sewer 7%)	\$ 35.36	\$ 33.90	\$ 1.46
Branson (10,520) (Current)	\$ 33.90	\$ 33.90	\$ -
Union (10,204)	\$ 30.25	\$ 30.25	\$ -

# Residential Water & Sewer Combined

Utilities using Surface Water Treatment & Biological Wastewater Treatment

# 2021 Commercial Water 2" Meter - 100,000 Gallon Usage

City	Base Rate	Usage	2021	2020	Difference
Festus	\$ -	\$ 1,287.00	\$ 1,287.00	\$ 1,287.00	\$ -
Belton, MO	\$ 15.40	\$ 1,136.49	\$ 1,151.89	\$ 1,151.89	\$ 0.00
Harrisonville, MO	\$ 14.24	\$ 884.07	\$ 898.31	\$ 898.31	\$ -
Taney County PWD #3	\$ 112.63	\$ 758.10	\$ 870.73	\$ 852.72	\$ 18.01
Raytown, MO	\$ 19.23	\$ 787.92	\$ 807.15	\$ 807.15	\$ -
Moberly, MO	\$ 25.00	\$ 741.47	\$ 766.47	\$ 731.16	\$ 35.31
Excelsior Springs	\$ 17.62	\$ 719.60	\$ 737.22	\$ 737.22	\$ -
Kansas City, MO	\$ 36.93	\$ 657.87	\$ 694.80	\$ 681.11	\$ 13.69
Joplin, MO	\$ 40.43	\$ 624.69	\$ 665.12	\$ 518.57	\$ 146.55
Mexico	\$ 40.43	\$ 624.69	\$ 665.12	\$ 827.00	\$ (161.88)
St. Joseph, MO	\$ 40.43	\$ 624.69	\$ 665.12	\$ 518.57	\$ 146.55
Warrensburg	\$ 40.43	\$ 624.69	\$ 665.12	\$ 518.57	\$ 146.55
Maryville	\$ 24.90	\$ 630.93	\$ 655.83	\$ 445.90	\$ 209.93
Hannibal	\$ 125.00	\$ 527.00	\$ 652.00	\$ 652.00	\$ -
Raymore, MO	\$ 12.76	\$ 625.24	\$ 638.00	\$ 638.00	\$ -
Grain Valley	\$ 23.54	\$ 586.08	\$ 609.62	\$ 609.60	\$ 0.02
Ballwin, MO	\$ 40.43	\$ 562.90	\$ 603.33	\$ 518.57	\$ 84.76
Chesterfield	\$ 40.43	\$ 562.90	\$ 603.33	\$ 518.57	\$ 84.76
Clayton	\$ 40.43	\$ 562.90	\$ 603.33	\$ 518.57	\$ 84.76
Manchester	\$ 40.43	\$ 562.90	\$ 603.33	\$ 518.57	\$ 84.76
Town and Country	\$ 40.43	\$ 562.90	\$ 603.33	\$ 518.57	\$ 84.76
University City	\$ 40.43	\$ 562.90	\$ 603.33	\$ 518.57	\$ 84.76
Webster Groves	\$ 40.43	\$ 562.90	\$ 603.33	\$ 518.57	\$ 84.76
Wildwood	\$ 40.43	\$ 562.90	\$ 603.33	\$ 518.57	\$ 84.76
Lee's Summit	\$ 43.47	\$ 551.00	\$ 594.47	\$ 560.20	\$ 34.27
Blue Springs, MO	\$ 10.80	\$ 570.00	\$ 580.80	\$ 560.55	\$ 20.25
Webb City, MO	\$ -	\$ 544.40	\$ 544.40	\$ 544.40	\$ -
Columbia, MO	\$ 57.26	\$ 479.91	\$ 537.17	\$ 403.98	\$ 133.19
Liberty	\$ 6.80	\$ 529.76	\$ 536.56	\$ 536.56	\$ -
Broken Arrow, OK	\$ 19.71	\$ 515.00	\$ 534.71	\$ 534.71	\$ -
Arnold, MO	\$ 18.80	\$ 509.28	\$ 528.08	\$ 528.08	\$ -
Jefferson City, MO	\$ 40.43	\$ 478.14	\$ 518.57	\$ 518.57	\$ -
Springfield, MO	\$ 125.00	\$ 378.31	\$ 503.31	\$ 503.31	\$ 0.00
Gladstone	\$ 9.37	\$ 490.00	\$ 499.37	\$ 484.27	\$ 15.10
O'Fallon, MO	\$ 42.59	\$ 446.49	\$ 489.08	\$ 443.54	\$ 45.54
Kirksville	\$ 22.52	\$ 464.11	\$ 486.63	\$ 486.63	\$ 0.00

Independence, MO	\$ 23.36	\$ 451.66	\$ 475.02	\$ 475.02	\$ 0.00
Troy	\$ 52.00	\$ 420.75	\$ 472.75	\$ 452.00	\$ 20.75
Wentzville, MO	\$ 18.80	\$ 445.00	\$ 463.80	\$ 450.21	\$ 13.59
Neosho, MO	\$ 44.34	\$ 416.00	\$ 460.34	\$ 460.34	\$ -
St. Charles, MO	\$ 3.20	\$ 448.69	\$ 451.89	\$ 428.04	\$ 23.85
Marshall	\$ 25.00	\$ 424.60	\$ 449.60	\$ 449.60	\$ -
Branson, MO (2% Water )			\$ 448.89	\$ 440.09	\$ 8.80
Branson, MO (Current)	\$ 54.95	\$ 385.14	\$ 440.09	\$ 431.17	\$ 8.92
Forsyth, MO	\$ 12.50	\$ 425.70	\$ 438.20	\$ 438.20	\$ -
Kirkwood	\$ 30.28	\$ 399.05	\$ 429.33	\$ 405.54	\$ 23.79
Farmington, MO	\$ 50.00	\$ 367.62	\$ 417.62	\$ 417.62	\$ -
Rolla, MO	\$ 25.00	\$ 375.00	\$ 400.00	\$ 355.00	\$ 45.00
Carthage	\$ 25.00	\$ 369.00	\$ 394.00	\$ 351.11	\$ 42.89
Jackson, MO	\$ 15.11	\$ 369.00	\$ 384.11	\$ 375.77	\$ 8.34
Sedalia, MO	\$ 75.36	\$ 301.60	\$ 376.96	\$ 376.96	\$ -
Myrtle Beach, SC	\$ 16.89	\$ 351.80	\$ 368.69	\$ 360.22	\$ 8.47
Nixa, MO	\$ 130.50	\$ 235.00	\$ 365.50	\$ 365.50	\$ -
Republic, MO	\$ 7.56	\$ 350.66	\$ 358.22	\$ 358.22	\$ -
Lebanon, MO	\$ 38.64	\$ 317.72	\$ 356.36	\$ 356.36	\$ -
Sikeston	\$ 24.50	\$ 329.00	\$ 353.50	\$ 302.50	\$ 51.00
Cape Girardeau	\$ 54.09	\$ 288.27	\$ 342.36	\$ 333.99	\$ 8.37
Ozark, MO	\$ 12.50	\$ 326.70	\$ 339.20	\$ 339.20	\$ -
St. Louis	\$ 74.02	\$ 236.61	\$ 310.63	\$ 310.63	\$ 0.00
Hollister, MO	\$ 57.28	\$ 248.49	\$ 305.77	\$ 305.77	\$ -
Poplar Bluff	\$ 12.43	\$ 288.00	\$ 300.43	\$ 300.43	\$ -
Union, MO	\$ 6.70	\$ 292.40	\$ 299.10	\$ 299.10	\$ -
Fulton	\$ 6.00	\$ 292.36	\$ 298.36	\$ 298.36	\$ -
Wisconsin Dells, WI	\$ 100.50	\$ 180.00	\$ 280.50	\$ 280.50	\$ -
West Plains, MO	\$ 65.65	\$ 211.09	\$ 276.74	\$ 276.74	\$ -
St. Peters, MO	\$ 175.11	\$ 100.80	\$ 275.91	\$ 260.48	\$ 15.43
Eureka, MO	\$ 15.00	\$ 250.00	\$ 265.00	\$ 265.00	\$ -
Kennett	\$ 30.60	\$ 180.50	\$ 211.10	\$ 211.10	\$ -
Bolivar, MO	\$ 21.26	\$ 186.00	\$ 207.26	\$ 207.26	\$ -
Washington, MO	\$ 7.00	\$ 166.67	\$ 173.67	\$ 156.88	\$ 16.79

Commercial  
Water 2" Meter  
- 100,000  
Gallon Use

# Commercial Sewer 2" Meter – 100,000 Gallon Use

2021 Commercial Sewer 2" Meter - 100,000 Gallon Usage

City	Base Rate	Volume	2021 Total	2020 Total	Difference
Belton, MO	\$ 13.94	\$1,576.20	\$1,590.14	\$1,590.13	\$ 0.01
Liberty	\$ 10.32	\$1,531.68	\$1,542.00	\$1,542.00	\$ -
Kansas City, MO	\$ 23.93	\$1,291.35	\$1,315.28	\$1,240.40	\$ 74.88
Excelsior Springs	\$ 25.07	\$1,140.00	\$1,165.07	\$1,165.07	\$ -
Moberly, MO	\$ 26.00	\$1,093.95	\$1,119.95	\$1,066.00	\$ 53.95
Gladstone	\$ 15.26	\$1,085.00	\$1,100.26	\$1,006.40	\$ 93.86
Raytown, MO	\$ 17.12	\$1,042.47	\$1,059.59	\$ 990.16	\$ 69.43
Harrisonville, MO	\$ 17.17	\$ 952.38	\$ 969.55	\$ 923.19	\$ 46.36
Republic, MO	\$ 15.93	\$ 932.80	\$ 948.73	\$ 948.73	\$ (0.00)
Raymore, MO	\$ 16.70	\$ 818.30	\$ 835.00	\$ 835.00	\$ -
Taney County Reg. Sewer I	\$ 37.50	\$ 782.04	\$ 819.54	\$ 819.54	\$ -
Ozark, MO	\$ 10.00	\$ 792.00	\$ 802.00	\$ 552.77	\$ 249.23
St. Joseph, MO	\$ 37.69	\$ 744.60	\$ 782.29	\$ 782.28	\$ 0.01
Warrensburg	\$ 65.00	\$ 707.17	\$ 772.17	\$ 717.35	\$ 54.82
Wisconsin Dells, WI	\$ 8.00	\$ 756.00	\$ 764.00	\$ 764.00	\$ -
Kirksville	\$ 14.50	\$ 707.17	\$ 721.67	\$ 721.66	\$ 0.01
Ballwin, MO	\$ 27.31	\$ 691.13	\$ 718.44	\$ 677.37	\$ 41.07
Chesterfield	\$ 27.31	\$ 691.13	\$ 718.44	\$ 677.37	\$ 41.07
Kirkwood	\$ 27.31	\$ 691.13	\$ 718.44	\$ 677.37	\$ 41.07
Manchester	\$ 27.31	\$ 691.13	\$ 718.44	\$ 677.37	\$ 41.07
St. Louis	\$ 27.31	\$ 691.13	\$ 718.44	\$ 677.37	\$ 41.07
Town and Country	\$ 27.31	\$ 691.13	\$ 718.44	\$ 677.37	\$ 41.07
University City	\$ 27.31	\$ 691.13	\$ 718.44	\$ 677.37	\$ 41.07
Webster Groves	\$ 27.31	\$ 691.13	\$ 718.44	\$ 677.37	\$ 41.07
Wildwood	\$ 27.31	\$ 691.13	\$ 718.44	\$ 677.37	\$ 41.07
Arnold, MO	\$ 37.23	\$ 678.31	\$ 715.54	\$ 751.24	\$ (35.70)
Sedalia, MO	\$ 48.83	\$ 639.00	\$ 687.83	\$ 650.15	\$ 37.68
Grain Valley	\$ 15.69	\$ 671.22	\$ 686.91	\$ 686.91	\$ -
Mexico	\$ 9.09	\$ 658.00	\$ 667.09	\$ 667.09	\$ -
Lebanon, MO	\$ 45.69	\$ 612.57	\$ 658.26	\$ 658.54	\$ (0.28)
Independence, MO	\$ 49.32	\$ 606.17	\$ 655.49	\$ 502.77	\$ 152.72
Hannibal	\$ 11.00	\$ 640.00	\$ 651.00	\$ 651.00	\$ -
St. Charles, MO	\$ 5.75	\$ 643.00	\$ 648.75	\$ 646.62	\$ 2.13
Lee's Summit	\$ 46.40	\$ 594.00	\$ 640.40	\$ 621.04	\$ 19.36

Troy	\$ 15.50	\$587.00	\$602.50	\$602.50	\$ -
Fulton	\$ 13.35	\$569.28	\$582.63	\$582.62	\$ 0.01
Neosho, MO	\$ 7.79	\$564.00	\$571.79	\$571.79	\$ -
Branson, MO (7%)	\$ 45.75	\$515.48	\$560.62	\$523.94	\$36.68
Bolivar, MO	\$ 33.22	\$521.36	\$554.58	\$554.58	\$ -
Rolla, MO	\$ 18.75	\$525.00	\$543.75	\$543.75	\$ -
Blue Springs, MO	\$ 8.80	\$530.00	\$538.80	\$508.65	\$30.15
Maryville	\$ 14.81	\$520.11	\$534.92	\$534.92	\$ (0.00)
Branson, MO (Current)	\$ 42.76	\$481.18	\$523.94	\$489.78	\$34.16
Jefferson City, MO	\$ 40.43	\$457.19	\$497.62	\$497.61	\$ 0.01
Wentzville, MO	\$ 42.87	\$444.00	\$486.87	\$477.06	\$ 9.81
Webb City, MO	\$ 28.00	\$450.00	\$478.00	\$478.00	\$ -
Cape Girardeau	\$ 52.77	\$417.08	\$469.85	\$469.85	\$ 0.00
Festus, MO	\$ 7.40	\$455.40	\$462.80	\$453.60	\$ 9.20
Farmington	\$ 7.00	\$446.49	\$453.49	\$453.49	\$ 0.00
Forsyth, MO	\$ 13.50	\$430.00	\$443.50	\$443.50	\$ -
Columbia, MO	\$ 99.01	\$340.88	\$439.89	\$439.89	\$ 0.00
O'Fallon, MO	\$ 83.75	\$352.32	\$436.07	\$380.13	\$55.94
Broken Arrow, OK	\$ 18.89	\$413.00	\$431.89	\$431.89	\$ -
Myrtle Beach, SC	\$ 22.66	\$400.00	\$422.66	\$402.58	\$20.08
Nixa, MO	\$ 11.75	\$406.00	\$417.75	\$413.25	\$ 4.50
Poplar Bluff	\$155.00	\$250.00	\$405.00	\$405.00	\$ -
Hollister, MO	\$ 9.27	\$376.00	\$385.27	\$385.27	\$ -
Springfield, MO	\$ 22.03	\$347.57	\$369.60	\$355.09	\$14.51
Jackson, MO	\$ 13.96	\$340.00	\$353.96	\$345.65	\$ 8.31
Joplin, MO	\$ 99.03	\$228.00	\$327.03	\$311.31	\$15.72
Sikeston	\$ 13.00	\$312.00	\$325.00	\$283.00	\$42.00
Kennett	\$ 26.81	\$295.00	\$321.81	\$321.81	\$ -
Washington, MO	\$ 12.50	\$302.00	\$314.50	\$314.50	\$ -
St. Peters, MO	\$ 4.42	\$310.00	\$314.42	\$296.42	\$18.00
Carthage	\$ 25.10	\$277.00	\$302.10	\$268.73	\$33.37
Eureka	\$ 15.00	\$250.00	\$265.00	\$265.00	\$ -
Marshall	\$ 28.50	\$235.00	\$263.50	\$263.50	\$ -
Union, MO	\$ 2.65	\$235.00	\$237.65	\$237.65	\$ -
West Plains, MO	\$ 17.01	\$152.00	\$169.01	\$169.01	\$ -

# Commercial Water & Sewer Combined

Combined Commercial Water & Sewer 2" Meter  
100,000 Gallon Usage

City	2021	2020	Difference
Belton	\$ 2,742.03	\$ 2,742.02	\$ 0.01
Liberty	\$ 2,078.56	\$ 2,078.56	\$ -
Kansas City	\$ 2,010.08	\$ 1,921.51	\$ 88.57
Excelsior Springs	\$ 1,902.29	\$ 1,902.29	\$ -
Moberly	\$ 1,886.42	\$ 1,797.16	\$ 89.26
Harrisonville	\$ 1,867.86	\$ 1,799.37	\$ 68.49
Raytown	\$ 1,866.74	\$ 1,797.31	\$ 69.43
Festus	\$ 1,749.80	\$ 1,704.49	\$ 45.31
Gladstone	\$ 1,599.63	\$ 1,490.67	\$ 108.96
Raymore	\$ 1,473.00	\$ 1,473.00	\$ -
St. Joseph	\$ 1,447.41	\$ 1,300.85	\$ 146.56
Warrensburg	\$ 1,437.29	\$ 1,235.92	\$ 201.37
Mexico	\$ 1,332.21	\$ 1,494.09	\$ (161.88)
Ballwin	\$ 1,321.77	\$ 1,195.94	\$ 125.83
Chesterfield	\$ 1,321.77	\$ 1,195.94	\$ 125.83
Clayton	\$ 1,321.77	\$ 1,195.94	\$ 125.83
Manchester	\$ 1,321.77	\$ 1,195.94	\$ 125.83
Town and Country	\$ 1,321.77	\$ 1,195.94	\$ 125.83
University City	\$ 1,321.77	\$ 1,195.94	\$ 125.83
Webster Groves	\$ 1,321.77	\$ 1,195.94	\$ 125.83
Wildwood	\$ 1,321.77	\$ 1,195.94	\$ 125.83
Republic	\$ 1,306.95	\$ 1,306.95	\$ (0.00)

Hannibal	\$1,303.00	\$1,303.00	\$ -
Grain Valley	\$1,296.53	\$1,296.51	\$ 0.02
Arnold	\$1,243.62	\$1,186.63	\$ 56.99
Lee's Summit	\$1,234.87	\$1,181.24	\$ 53.63
Kirkville	\$1,208.30	\$1,140.30	\$ 68.00
Maryville	\$1,190.74	\$ 980.82	\$209.92
Kirkwood	\$1,147.76	\$1,195.94	\$ (48.18)
Ozark	\$1,141.20	\$ 891.97	\$249.23
Independence	\$1,130.51	\$ 977.79	\$152.72
Blue Springs	\$1,119.60	\$1,069.20	\$ 50.40
St. Charles	\$1,100.64	\$1,074.66	\$ 25.98
Troy	\$1,075.25	\$1,054.50	\$ 20.75
Sedalia	\$1,064.79	\$1,027.11	\$ 37.68
Wisconsin Dells, WI	\$1,044.50	\$1,044.50	\$ -
Neosho	\$1,032.13	\$1,032.13	\$ -
St. Louis	\$1,029.07	\$ 988.00	\$ 41.07
Webb City	\$1,022.40	\$1,022.40	\$ -
Jefferson City	\$1,016.19	\$1,016.18	\$ 0.01
Lebanon	\$1,014.62	\$1,014.90	\$ (0.28)
Branson (Water 2% Sewer 7%)	\$1,009.51	\$ 964.03	\$ 45.48
Joplin, Mo	\$ 992.15	\$ 829.88	\$162.27
Columbia	\$ 977.07	\$ 843.87	\$133.20
Broken Arrow, OK	\$ 966.60	\$ 966.60	\$ -
Branson (Current)	\$ 964.03	\$ 920.46	\$ 43.57

Wentzville	\$ 950.67	\$ 927.27	\$ 23.40
Rolla	\$ 943.75	\$ 898.75	\$ 45.00
O'Fallon	\$ 925.15	\$ 823.67	\$ 101.48
Forsyth	\$ 881.70	\$ 881.70	\$ -
Fulton	\$ 880.99	\$ 880.98	\$ 0.01
Springfield	\$ 872.91	\$ 858.40	\$ 14.51
Farmington	\$ 871.11	\$ 871.11	\$ 0.00
Cape Girardeau	\$ 812.21	\$ 803.84	\$ 8.37
Myrtle Beach, SC	\$ 791.35	\$ 762.80	\$ 28.55
Nixa	\$ 783.25	\$ 778.75	\$ 4.50
Bolivar	\$ 761.84	\$ 761.84	\$ -
Jackson	\$ 738.07	\$ 721.42	\$ 16.65
Marshall	\$ 713.10	\$ 713.10	\$ -
Poplar Bluff	\$ 705.43	\$ 705.43	\$ -
Carthage	\$ 696.10	\$ 619.84	\$ 76.26
Hollister	\$ 691.04	\$ 691.04	\$ -
Sikeston	\$ 678.50	\$ 585.50	\$ 93.00
St. Peters	\$ 590.33	\$ 556.90	\$ 33.43
Union	\$ 536.75	\$ 536.75	\$ -
Kennett	\$ 532.91	\$ 532.91	\$ -
Eureka (10,189)	\$ 530.00	\$ 530.00	\$ -
Washington	\$ 488.17	\$ 471.38	\$ 16.79
West Plains	\$ 445.75	\$ 445.75	\$ -